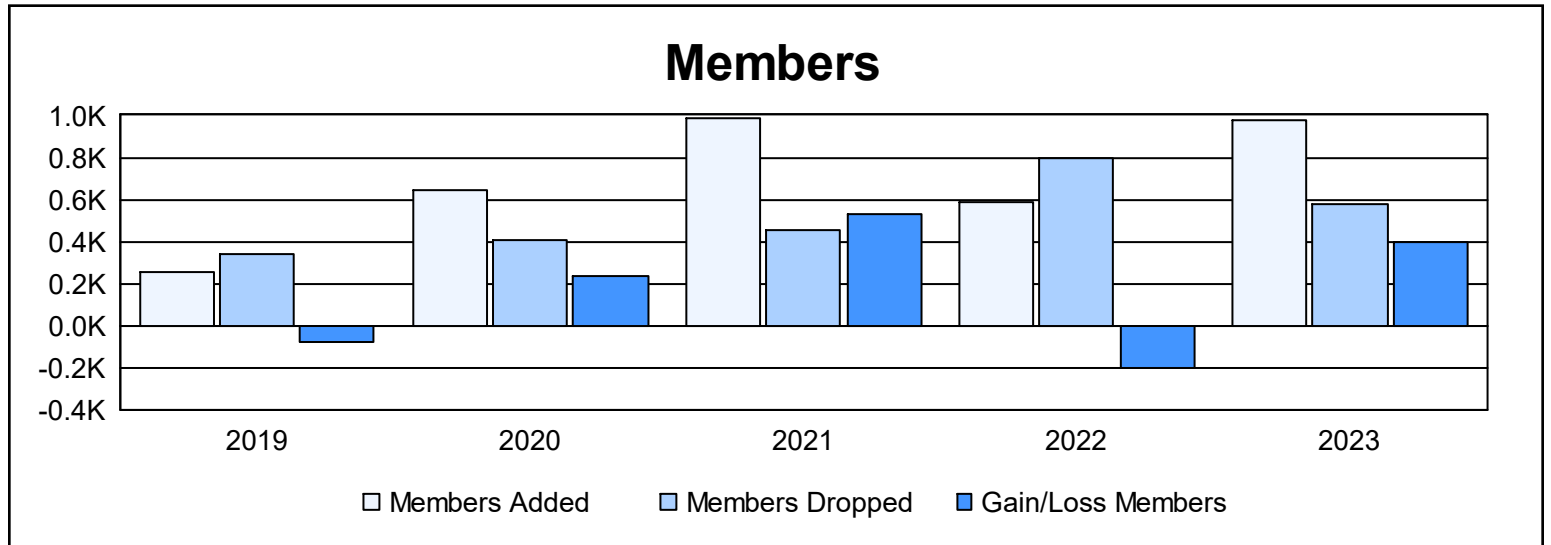
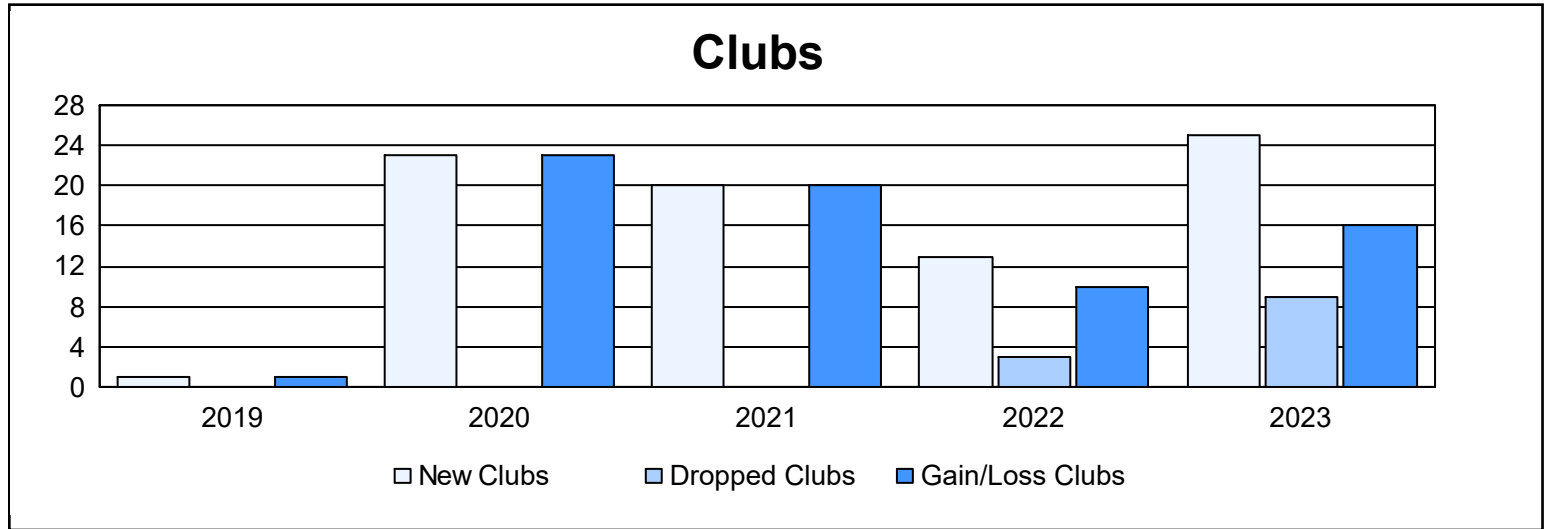
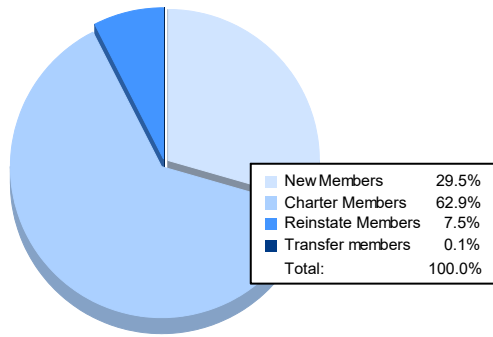


Year	New Clubs	Dropped Clubs	Gain/ Loss Clubs	New Members	Charter Members	Reinstate Members	Transfer Members	Total Member Added	Total Members Dropped	Gain/ Loss Members
2018-2019	1	0	1	186	68	2	2	258	338	-80
2019-2020	23	0	23	131	500	14	2	647	409	238
2020-2021	20	0	20	440	528	12	1	981	450	531
2021-2022	13	3	10	275	295	10	7	587	792	-205
2022-2023	25	9	16	287	613	73	1	974	579	395
<b>Average</b>	<b>16</b>	<b>2</b>	<b>14</b>	<b>264</b>	<b>401</b>	<b>22</b>	<b>3</b>	<b>689</b>	<b>514</b>	<b>176</b>



### Membership Composition June 2023 Cumulative



### Gender Composition June 2023 Cumulative

